

Scaled data based on original data using
LM-79-08 Approved Method: Electrical and Photometric Measurements of Solid-
State Lighting Products

Test Report Prepared for
Cooper Lighting Solutions
(formerly Eaton)

Brand: STREETWORKS

Report Number: P192303

Luminaire Tested: **GAN-AF-05-LED-U-T3R-7050-1200-ADJ**

Issue Date: 3/3/2020

Test Information

Test Method: LM-79-08
Report Number: P192303
TEST IS SCALED FROM IESNA LM-79-08 TEST DATA (P40129)
Test Lab: INNOVATION CENTER P2
Issue Date: 3/3/2020
Manufacturer: COOPER LIGHTING SOLUTIONS (FORMERLY EATON)
Product Line: STREETWORKS
Catalog Number: GAN-AF-05-LED-U-T3R-7050-1200-ADJ
Description: GALLEON AREA AND ROADWAY LUMINAIRE
(5) 70 CRI, 5000K, 1200mA LIGHTSQUARES WITH 16 LEDS EACH AND TYPE III
ROADWAY OPTICS
Light Source: -
Ballast/Driver: ELECTRONIC DRIVER

Summary

Lumens per Lamp: N/A
Luminaire Lumens: 33368 lumens
Efficiency: N/A
Efficacy: 104.3 lumens/watt
Luminous Opening: Rectangular (W 1.5' x L: 1' x H: 0')
IES Classification: Type III - Short - Full Cutoff
BUG Rating: B3 - U0 - G5

Input Watts (W): 320
Input Voltage (V): NR
Input Current (Ain): NR
Voltage Rise (V): NR
Power Factor: NR
Total Harmonic Distortion (THDi): NR
Frequency (hertz): 60
Stabilization Time: NR
Operation Time: NR
Ambient Temperature (°C): NR
Test Distance: 28.75 FT

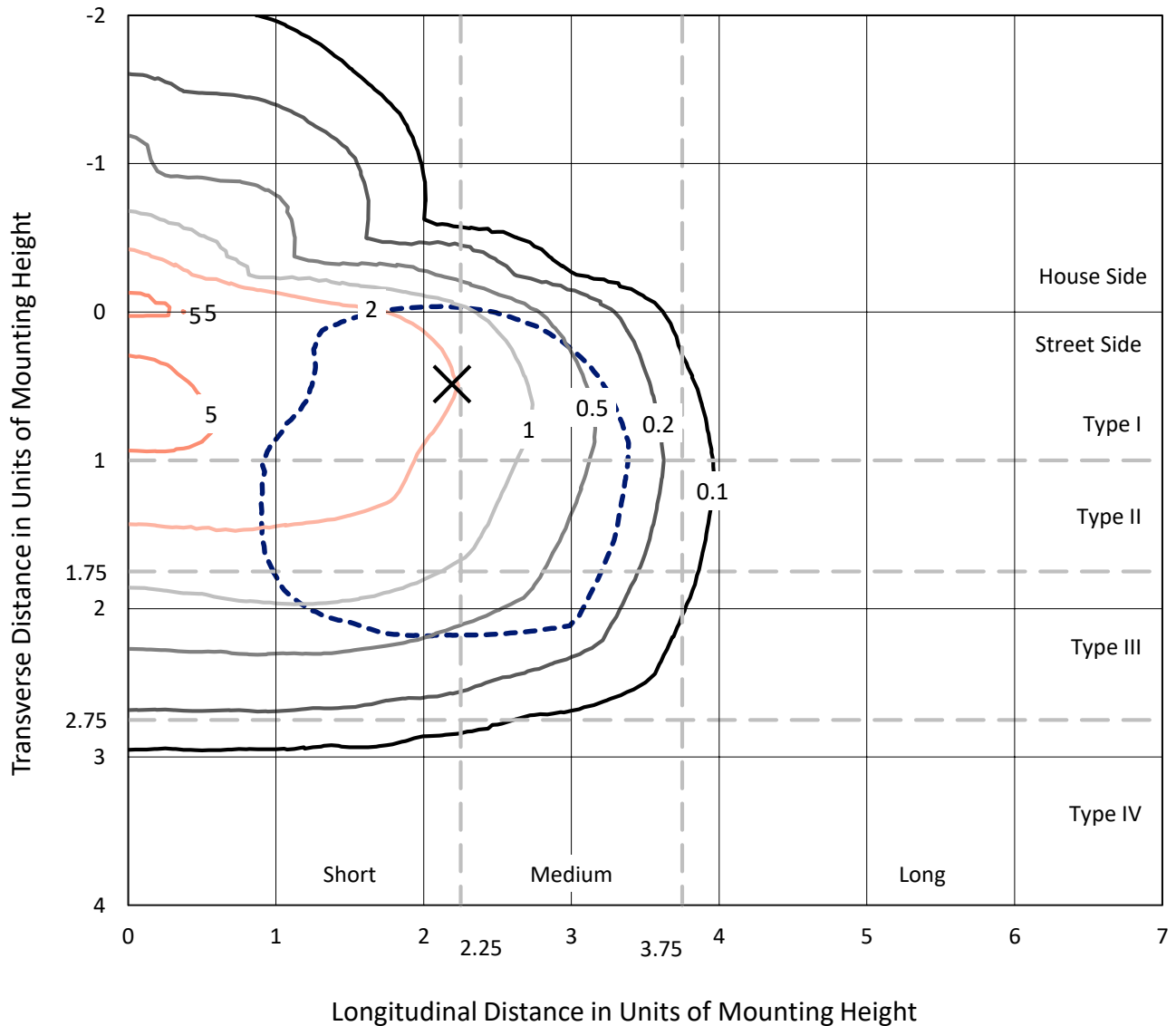


REPORT NUMBER: P192303

CATALOG NUMBER: GAN-AF-05-LED-U-T3R-7050-1200-ADJ

Iso-Footcandle Lines of Horizontal Illumination

× Max cd
 - - - 1/2 Max cd

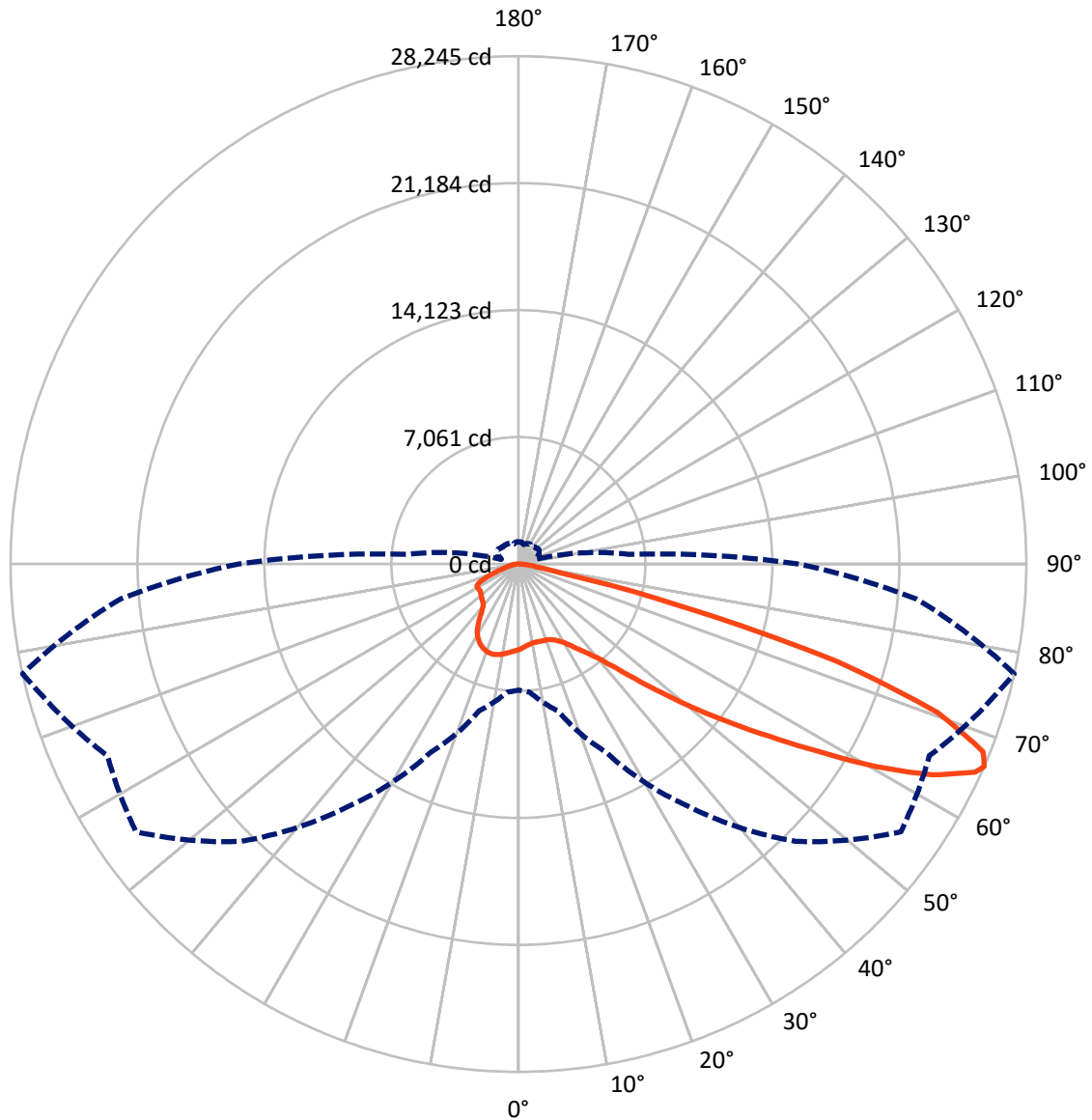


Based on 30 foot mounting height. Maximum calculated value = 6.5 fc
 Type III - Short - Full Cutoff

REPORT NUMBER: P192303

CATALOG NUMBER: GAN-AF-05-LED-U-T3R-7050-1200-ADJ

Luminous Intensity Polar Plot



— Vertical Plane Through 77.5-Deg Lateral - - - Horizontal Cone Through 66-Deg Vertical

REPORT NUMBER: P192303

CATALOG NUMBER: GAN-AF-05-LED-U-T3R-7050-1200-ADJ

FLUX DISTRIBUTION:

		Downward	Upward	Total
House Side	Lumens	5700.7	0.0	5700.7
	% Fixture	17.1	0.0	17.1
Street Side	Lumens	27667.3	0.0	27667.3
	% Fixture	82.9	0.0	82.9
Total	Lumens	33368.0	0.0	33368.0
	% Fixture	100.0	0.0	100.0

Coefficient of Utilization

ZONAL LUMENS:

Zone	Lumens	% Fixture
0°-10°	424.8	1.3
10°-20°	1198.5	3.6
20°-30°	2045.4	6.1
30°-40°	3274.4	9.8
40°-50°	5058.6	15.2
50°-60°	7174.9	21.5
60°-70°	9598.0	28.8
70°-80°	4168.2	12.5
80°-90°	425.0	1.3
90°-100°	0.0	0.0
100°-110°	0.0	0.0
110°-120°	0.0	0.0
120°-130°	0.0	0.0
130°-140°	0.0	0.0
140°-150°	0.0	0.0
150°-160°	0.0	0.0
160°-170°	0.0	0.0
170°-180°	0.0	0.0
0°-90°	33368.0	100.0
0°-180°	33368.0	100.0



REPORT NUMBER: P192303

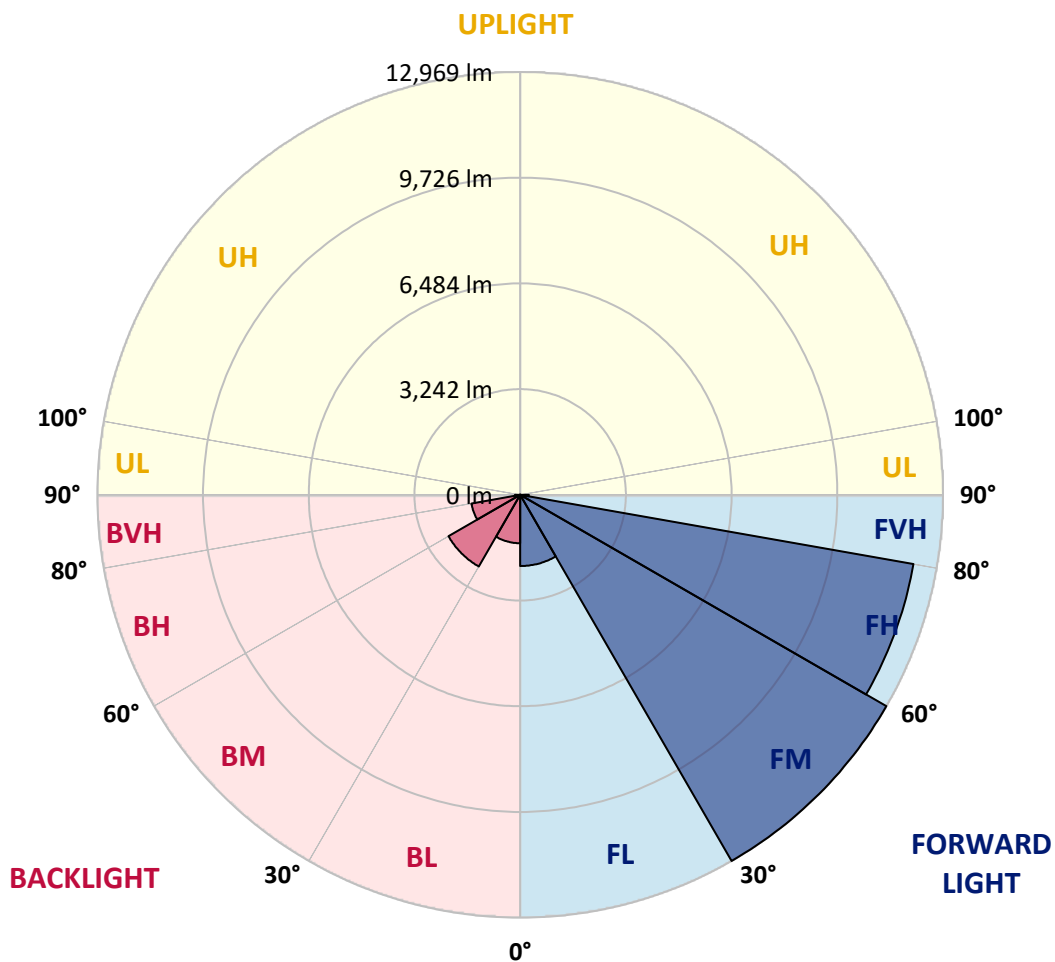
CATALOG NUMBER: GAN-AF-05-LED-U-T3R-7050-1200-ADJ

LUMINAIRE CLASSIFICATION SYSTEM LUMEN TABLE AND BUG RATING:

Zone	Lumens	% Fixture	Zone Rating/Lumen Limit		
			B	U	G
FL (0°-30°)	2184.1	6.5			
FM (30°-60°)	12968.6	38.9			
FH (60°-80°)	12248.1	36.7			G5
FVH (80°-90°)	266.6	0.8			G3/500
BL (0°-30°)	1484.7	4.4	B3/2500		
BM (30°-60°)	2539.3	7.6	B3/5000		
BH (60°-80°)	1518.2	4.5	B3/2500		G3/2500
BVH (80°-90°)	158.5	0.5			G2/225
UL (90°-100°)	0.0	0.0		U0/0	
UH (100°-180°)	0.0	0.0		U0/0	

BUG Rating: B3-U0-G5

Type III Short





REPORT NUMBER: P192303

CATALOG NUMBER: GAN-AF-05-LED-U-T3R-7050-1200-ADJ

CANDELA DISTRIBUTION (FULL):

	0°	5°	15°	25°	35°	45°	55°	65°	75°	77.5°	85°
0°	4755.1	4755.1	4755.1	4755.1	4755.1	4755.1	4755.1	4755.1	4755.1	4755.1	4755.1
2.5°	4206.4	4234.8	4258.5	4280.5	4324.7	4397.2	4480.8	4548.6	4646.3	4665.2	4717.3
5°	3820.2	3820.2	3839.1	3872.2	3932.1	4040.9	4154.4	4305.8	4518.6	4569.1	4707.8
7.5°	3632.5	3634.1	3645.2	3673.5	3725.6	3824.9	3949.4	4127.6	4416.1	4499.7	4736.2
10°	3701.9	3686.1	3662.5	3648.3	3656.2	3714.5	3832.8	4031.4	4353.1	4460.3	4799.2
12.5°	4089.8	4059.8	3977.8	3869.0	3765.0	3722.4	3791.8	3985.7	4326.3	4450.8	4882.8
15°	4723.6	4711.0	4558.0	4332.6	4080.3	3869.0	3821.7	3968.4	4329.4	4461.8	4982.1
17.5°	5518.2	5500.8	5299.0	4971.1	4559.6	4148.1	3927.4	3982.6	4340.4	4480.8	5078.3
20°	6320.7	6267.1	6049.5	5658.5	5130.3	4528.1	4102.4	4018.8	4354.6	4501.3	5179.2
22.5°	6919.8	6875.7	6680.2	6300.2	5691.6	4967.9	4337.3	4081.9	4400.4	4561.2	5303.8
25°	7446.4	7449.5	7255.6	6888.3	6259.2	5434.6	4640.0	4250.6	4517.0	4684.2	5474.0
27.5°	8097.5	8059.7	7878.4	7514.2	6820.5	5906.0	5005.8	4482.3	4690.5	4859.2	5697.9
30°	8876.4	8849.6	8639.9	8226.8	7443.2	6412.1	5423.6	4751.9	4914.3	5089.3	5991.2
32.5°	9792.4	9779.8	9562.2	9030.9	8162.2	7008.1	5913.9	5108.3	5248.6	5429.9	6412.1
35°	10867.7	10869.2	10612.3	9973.7	8948.9	7701.8	6470.5	5567.1	5655.4	5844.5	6913.5
37.5°	11529.9	11610.3	11514.1	10862.9	9839.7	8477.5	7192.6	6175.6	6118.9	6309.7	7451.1
40°	11671.7	11769.5	12073.8	11742.7	10836.1	9332.0	7832.7	6760.6	6689.6	6923.0	8143.3
42.5°	11473.1	11608.7	12251.9	12485.3	11894.1	10385.2	8693.5	7629.3	7539.4	7853.2	9004.1
45°	11354.8	11455.8	12199.9	12871.6	12811.6	11575.6	9789.3	8720.3	8687.2	9098.7	9997.4
47.5°	11149.9	11241.3	11957.1	12961.4	13350.9	12666.6	11105.7	10054.1	10118.8	10658.0	11118.4
50°	11260.3	11298.1	11685.9	12732.8	13506.9	13465.9	12576.7	11599.2	11820.0	12493.2	12387.5
52.5°	11244.5	11342.2	11654.4	12357.6	13527.4	13959.4	14025.6	13322.5	13787.6	14560.1	13795.5
55°	9090.8	9270.6	11283.9	12263.0	13600.0	14443.5	15315.3	15138.7	16005.9	16906.1	15384.7
57.5°	8680.9	8794.4	9910.7	12461.6	13984.7	15367.4	16750.1	17137.9	18588.4	19633.7	17320.8
60°	8600.5	8740.8	9896.5	12704.4	14765.1	16873.0	18876.9	19558.0	21730.6	22875.2	19565.9
62.5°	8349.8	8501.2	9803.4	12672.9	15873.5	18955.8	21599.8	22131.1	24710.4	25823.5	21443.7
65°	7555.2	7697.1	9045.1	12163.7	16620.8	21178.8	24822.4	24489.7	27062.8	27899.9	22380.2
66°	7011.2	7150.0	8447.6	11564.5	16447.3	21809.4	25963.8	25219.7	27589.3	28245.2	22197.3
67.5°	6016.4	6125.2	7287.2	10222.8	15525.0	21986.0	26924.0	25768.3	27644.5	27876.3	21152.0
70°	3801.2	3832.8	4736.2	7057.0	11752.2	19067.7	25462.5	24406.1	25364.7	24737.2	17732.3
72.5°	1649.1	1638.1	2273.5	3590.0	6653.4	12794.3	20597.0	20138.2	19897.0	18465.4	12412.8
75°	917.6	930.2	1180.9	1666.5	2703.9	6284.4	13473.8	12893.6	10886.6	9289.5	5628.5
77.5°	736.3	753.6	979.1	1182.5	1214.0	2191.5	6304.9	5130.3	3088.6	2478.5	1564.0
80°	581.8	613.3	854.5	920.7	818.3	903.4	2037.0	1628.7	1221.9	1121.0	810.4
82.5°	460.4	482.4	733.1	696.9	572.3	608.6	975.9	950.7	794.6	723.7	468.3
85°	331.1	372.1	602.3	525.0	375.2	409.9	648.0	621.2	455.6	372.1	206.5
87.5°	135.6	176.6	425.7	348.4	209.7	190.8	323.2	304.3	216.0	157.7	102.5
90°	0.0	0.0	0.0	0.0	0.0	0.0	0.0	0.0	0.0	0.0	0.0



REPORT NUMBER: P192303

CATALOG NUMBER: GAN-AF-05-LED-U-T3R-7050-1200-ADJ

CANDELA DISTRIBUTION (continued):

	90°	95°	105°	115°	125°	135°	145°	155°	165°	175°	180°
0°	4755.1	4755.1	4755.1	4755.1	4755.1	4755.1	4755.1	4755.1	4755.1	4755.1	4755.1
2.5°	4750.4	4788.2	4837.1	4867.0	4882.8	4893.8	4911.2	4909.6	4914.3	4915.9	4922.2
5°	4781.9	4845.0	4915.9	4934.8	4934.8	4917.5	4900.1	4871.8	4860.7	4857.6	4860.7
7.5°	4863.9	4933.3	4994.7	4972.7	4925.4	4856.0	4766.1	4687.3	4644.7	4630.5	4627.4
10°	4967.9	5051.5	5076.7	4993.2	4854.4	4687.3	4509.1	4379.9	4305.8	4285.3	4279.0
12.5°	5094.1	5172.9	5138.2	4961.6	4704.6	4435.0	4189.1	3982.6	3828.0	3779.2	3776.0
15°	5232.8	5294.3	5172.9	4863.9	4480.8	4083.5	3645.2	3288.8	3096.5	3035.0	3030.3
17.5°	5362.1	5393.6	5152.4	4693.6	4151.3	3508.0	2926.2	2651.9	2585.7	2601.4	2604.6
20°	5472.5	5472.5	5083.0	4449.2	3632.5	2749.6	2382.3	2377.5	2424.8	2472.1	2481.6
22.5°	5593.9	5521.3	4961.6	4104.0	2897.8	2249.8	2196.2	2240.4	2294.0	2346.0	2353.9
25°	5743.6	5560.8	4792.9	3580.5	2278.2	2043.3	2063.8	2100.1	2126.9	2160.0	2164.7
27.5°	5910.8	5611.2	4570.6	2860.0	1977.1	1914.0	1929.8	1942.4	1939.2	1951.9	1955.0
30°	6111.0	5669.5	4266.3	2235.7	1852.5	1803.7	1775.3	1764.2	1764.2	1784.7	1792.6
32.5°	6379.0	5756.3	3829.6	1915.6	1792.6	1724.8	1633.4	1592.4	1608.2	1677.5	1693.3
35°	6673.9	5849.3	3238.4	1806.8	1780.0	1688.6	1546.7	1471.0	1472.6	1537.2	1557.7
37.5°	6995.5	5967.5	2590.4	1786.3	1808.4	1690.1	1500.9	1396.9	1354.3	1354.3	1362.2
40°	7407.0	6088.9	2096.9	1800.5	1868.3	1709.1	1477.3	1338.6	1218.7	1221.9	1228.2
42.5°	7943.0	6193.0	1832.0	1830.5	1940.8	1734.3	1475.7	1261.3	1157.2	1228.2	1292.8
45°	8539.0	6245.0	1715.4	1857.3	1999.2	1750.1	1450.5	1248.7	1165.1	1376.4	1499.4
47.5°	9224.8	6215.1	1650.7	1866.7	2013.3	1750.1	1422.1	1278.6	1220.3	1594.0	1737.4
50°	9976.9	6128.3	1587.7	1847.8	2008.6	1746.9	1448.9	1308.6	1240.8	1631.8	1731.1
52.5°	10861.4	6055.8	1521.4	1806.8	1975.5	1729.6	1480.5	1296.0	1176.2	1483.6	1553.0
55°	11870.4	6076.3	1447.3	1748.5	1923.5	1696.4	1469.4	1245.5	1108.4	1307.0	1349.6
57.5°	13160.1	6320.7	1359.1	1674.4	1852.5	1641.3	1430.0	1221.9	1087.9	1185.6	1210.8
60°	14599.5	6746.4	1248.7	1600.3	1764.2	1553.0	1400.0	1232.9	1097.3	1176.2	1188.8
62.5°	15655.9	6993.9	1154.1	1491.5	1644.4	1455.2	1362.2	1247.1	1122.6	1209.3	1206.1
65°	15942.8	6587.1	1035.8	1332.2	1482.0	1352.7	1314.9	1262.9	1133.6	1236.1	1221.9
66°	15540.8	6148.8	983.8	1258.1	1400.0	1302.3	1291.3	1261.3	1128.9	1239.2	1215.6
67.5°	14564.9	5250.2	893.9	1149.4	1269.2	1226.6	1253.4	1247.1	1116.2	1236.1	1203.0
70°	11878.3	3582.1	764.7	957.0	1056.3	1080.0	1180.9	1196.7	1075.3	1180.9	1108.4
72.5°	8299.3	2182.0	676.4	742.6	854.5	920.7	1081.6	1127.3	1020.1	1031.1	961.7
75°	4010.9	1158.8	613.3	575.5	663.8	769.4	961.7	1032.7	933.4	862.4	837.2
77.5°	1250.3	707.9	520.3	463.5	520.3	621.2	804.1	905.0	830.9	722.1	712.6
80°	671.6	520.3	400.5	372.1	411.5	487.2	632.2	755.2	714.2	648.0	578.6
82.5°	443.0	337.4	296.4	288.5	313.7	372.1	469.8	625.9	625.9	555.0	403.6
85°	228.6	206.5	203.4	203.4	219.2	247.5	320.1	482.4	514.0	293.3	242.8
87.5°	113.5	118.2	110.4	115.1	123.0	121.4	152.9	242.8	290.1	178.2	148.2
90°	0.0	0.0	0.0	0.0	0.0	0.0	0.0	0.0	0.0	0.0	0.0

(END OF REPORT)